

PVC Insulated Single Core

2.5mm² PVC Building Wire Blue 100m

Contact

Internal Sales
Phone: 1300 CABLES
olex.csquotes@nexans.com

Nexans Ref.: BAAP07A1001AABE

Country Ref.: BAAP07A1001AABE

EAN 13: 9319215006822

2.5mm² PVC Building Wire Blue

DESCRIPTION

Single Core Building Wires

- Single core,
- 0.6/1kV V-90 insulated,
- to AS/NZS 5000.1 (unsheathed),
- Copper conductors, 90°C.



STANDARDS

National AS/NZS 1125; AS/
NZS 5000.1



Conductor flexibility
Class 2



Rated Voltage U₀/U (Um)
0,6/1 kV



Cable flexibility
Rigid

All drawings, designs, specifications, plans and particulars of weights, size and dimensions contained in the technical or commercial documentation of Nexans is indicative only and shall not be binding on Nexans or be treated as constituting a representation on the part of Nexans.

Generated 28/6/24 www.nexans.com.au Page 1 / 3

PVC Insulated Single Core

2.5mm² PVC Building Wire Blue 100m

Contact

Internal Sales
Phone: 1300 CABLES
olex.csquotes@nexans.com

CHARACTERISTICS

Construction characteristics

Colour	Blue
Conductor flexibility	Class 2
Conductor material	Copper
Conductor shape	Circular
Insulation	V-90
Type of conductor	Stranded copper
With Green/Yellow core	No

Dimensional characteristics

Approximate weight	3.2 kg/100m
Cable length	100 m
Conductor cross-section	2.5 mm ²
Neutral conductor section (when smaller)	- mm ²
Nominal insulation thickness	0.8 mm
Nominal overall diameter	3.6 mm
Number of cores	1

Electrical characteristics

Conductor AC resistance at 50 Hz	9.01 Ohm/km
Inductive reactance at 50Hz - flat touching	0.159 Ohm/km
Inductive reactance at 50Hz - trefoil	0.143 Ohm/km
Insulation resistance at 20°C	10 MOhm.km
Max. DC resistance of the conductor at 20°C	7.41 Ohm/km
Rated Voltage U ₀ /U (U _m)	0,6/1 kV

Mechanical characteristics

Cable flexibility	Rigid
Maximum Pulling Tension	0.18 kN

Usage characteristics

Minimum Bend Radius - During Installation (under Tension)	22 mm
Minimum Bend Radius - Installed	14 mm

PVC Insulated Single Core

















2.5mm² PVC Building Wire Blue 100m

Contact

Internal Sales
Phone: 1300 CABLES
olex.csquotes@nexans.com

















PVC INSULATED - CURRENT CARRYING CAPACITY TABLE SINGLE PHASE (IN AMPS)

Copper Conductor Insulation PVC Maximum Conductor Temperature 75C

Conductor cross-section [mm ²]	 Cu	 Cu	 Cu	 Cu	 Cu	 Cu	 Cu	 Cu
2.5	30	29	23	24	20	12	32	36
 Unenclosed spaced	 Unenclosed spaced from surface	 Unenclosed touching	 Enclosed conduit in air	 Thermal insulation, partially surrounded by thermal insulation	 Thermal insulation, completely surrounded by thermal insulation	 Underground ducts A - Underground Wiring Enclosure	 Underground ducts B - Individual Wiring Enclosure	

PVC INSULATED - CURRENT CARRYING CAPACITY TABLE THREE PHASE (IN AMPS)

Copper Conductor Insulation PVC Maximum Conductor Temperature 75C

Conductor cross-section [mm ²]	 Cu	 Cu	 Cu	 Cu	 Cu	 Cu	 Cu	 Cu
2.5	29	25	23	21	17	12	27	33
 Unenclosed spaced	 Unenclosed spaced from surface	 Unenclosed touching	 Enclosed conduit in air	 Thermal insulation, partially surrounded by thermal insulation	 Thermal insulation, completely surrounded by thermal insulation	 Underground ducts A - Underground Wiring Enclosure	 Underground ducts B - Individual Wiring Enclosure	