

PVC Insulated Single Core

25mm² PVC Building Wire Green/Yellow

Contact

Internal Sales
Phone: 1300 CABLES
olex.csquotes@nexans.com

Nexans Ref.: BAAC17AA001AAHN

Country Ref.: BAAC17AA001AAHN

EAN 13: 9319215251072

25mm² PVC Building Wire Green/Yellow

DESCRIPTION

Single Core Building Wires

- Single core,
- 0.6/1kV V-90 insulated,
- to AS/NZS 5000.1 (unsheathed),
- Copper conductors, 90°C.



STANDARDS

National AS/NZS 1125; AS/
NZS 5000.1



Conductor flexibility
Class 2



Rated Voltage Uo/U (Um)
0,6/1 kV



Cable flexibility
Rigid

All drawings, designs, specifications, plans and particulars of weights, size and dimensions contained in the technical or commercial documentation of Nexans is indicative only and shall not be binding on Nexans or be treated as constituting a representation on the part of Nexans.

Generated 28/6/24 www.nexans.com.au Page 1 / 3

PVC Insulated Single Core

25mm² PVC Building Wire Green/Yellow

Contact

Internal Sales
Phone: 1300 CABLES
olex.csquotes@nexans.com

CHARACTERISTICS

Construction characteristics

Colour	Green / yellow
Conductor flexibility	Class 2
Conductor material	Copper
Conductor shape	Circular
Insulation	V-90
Type of conductor	Compact copper
With Green/Yellow core	Yes

Dimensional characteristics

Approximate weight	26.0 kg/100m
Cable length	- m
Conductor cross-section	25 mm ²
Neutral conductor section (when smaller)	- mm ²
Nominal insulation thickness	1.2 mm
Nominal overall diameter	8.4 mm
Number of cores	1

Electrical characteristics

Conductor AC resistance at 50 Hz	0.884 Ohm/km
Inductive reactance at 50Hz - flat touching	0.121 Ohm/km
Inductive reactance at 50Hz - trefoil	0.106 Ohm/km
Insulation resistance at 20°C	5.9 MOhm.km
Max. DC resistance of the conductor at 20°C	0.727 Ohm/km
Rated Voltage U ₀ /U (U _m)	0,6/1 kV

Mechanical characteristics

Cable flexibility	Rigid
Maximum Pulling Tension	1.8 kN

Usage characteristics

Minimum Bend Radius - During Installation (under Tension)	100 mm
Minimum Bend Radius - Installed	67 mm

PVC Insulated Single Core

















25mm² PVC Building Wire Green/Yellow

Contact

Internal Sales
Phone: 1300 CABLES
olex.csquotes@nexans.com

















PVC INSULATED - CURRENT CARRYING CAPACITY TABLE SINGLE PHASE (IN AMPS)

Copper Conductor Insulation PVC Maximum Conductor Temperature 75C

Conductor cross-section [mm ²]	 Cu	 Cu	 Cu	 Cu	 Cu	 Cu	 Cu	 Cu
25	124	119	97	94	75	48	116	129
 Unenclosed spaced	 Unenclosed spaced from surface	 Unenclosed touching	 Enclosed conduit in air	 Thermal insulation, partially surrounded by thermal insulation	 Thermal insulation, completely surrounded by thermal insulation	 Underground ducts A - Underground Wiring Enclosure	 Underground ducts B - Individual Wiring Enclosure	

PVC INSULATED - CURRENT CARRYING CAPACITY TABLE THREE PHASE (IN AMPS)

Copper Conductor Insulation PVC Maximum Conductor Temperature 75C

Conductor cross-section [mm ²]	 Cu	 Cu	 Cu	 Cu	 Cu	 Cu	 Cu	 Cu
25	120	103	97	81	64	48	100	117
 Unenclosed spaced	 Unenclosed spaced from surface	 Unenclosed touching	 Enclosed conduit in air	 Thermal insulation, partially surrounded by thermal insulation	 Thermal insulation, completely surrounded by thermal insulation	 Underground ducts A - Underground Wiring Enclosure	 Underground ducts B - Individual Wiring Enclosure	